

# WILLOW ROAD

APPROXIMATE GROSS INTERNAL FLOOR AREA :  
1488 SQ FT- 138.2 SQ M



FOR ILLUSTRATION PURPOSES ONLY  
THIS FLOOR PLAN SHOULD BE USED AS A GENERAL OUTLINE FOR GUIDANCE ONLY AND DOES NOT CONSTITUTE IN WHOLE OR IN PART AN OFFER OR CONTRACT.  
ANY INTENDING PURCHASER OR LESSEE SHOULD SATISFY THEMSELVES BY INSPECTION, SEARCHES, ENQUIRIES AND FULL SURVEY AS TO THE CORRECTNESS OF EACH STATEMENT.  
ANY AREAS, MEASUREMENTS OR DISTANCES QUOTED ARE APPROXIMATE AND SHOULD NOT BE USED TO VALUE A PROPERTY OR BE THE BASIS OF ANY SALE OR LET.

Drawn in accordance with RICS guidelines this plan is for guidance only and does not constitute in whole or part an offer or contract. It is not to scale (unless stated) and windows/door openings are approximate. Whilst every care has been taken in the preparation of this plan, please check all dimensions, shapes and compass bearings before making any decisions reliant upon them. Areas, measurements/distances are approximate and should not be used to value a property or be the base of any sale/let. Any intending purchaser or lessee should satisfy themselves through inspection, searches, enquiries and full survey as to the correctness of each statement.

Willow Road, New Malden, KT3 3RR  
Guide Price £790,000 Freehold



95 High Street Wimbledon SW19  
020 8016 9700  
wvsales@fullergilbert.co.uk

Fuller Gilbert  
& Company Est. 2001

www.fullergilbert.co.uk

38 - 40 Gloucester Road SW7  
020 7581 0154  
sksales@fullergilbert.co.uk

for Sale

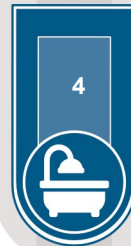
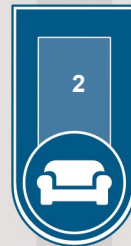
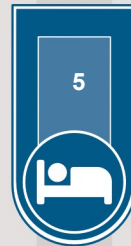
Fuller Gilbert  
& Company Est. 2001

• Estate Agents • Valuers • Development Consultants • Property Consultants • Private Office • Asset & Capital Management



## The location

Ideally located close to both New Malden and Kingston, local amenities are within short walking distance. It has easy access to bus routes and also within easy walking distance of Berryland Station and New Malden Station. It is in catchment area for great local schools.



## The Property

On the ground floor the house comprises: entrance hall; cloakroom; living room; dining room with patio doors to the garden; kitchen/breakfast room; a family shower room and a ground floor bedroom with en-suite shower room. On the first floor there are currently 3 bedrooms and 2 shower rooms (on en-suite) and another kitchen. There is also a loft. The property benefits from off-street parking for two cars and has a good sized garden where you can relax and entertain guests.

Please note on behalf of Fuller Gilbert & Co and the owner of this property, that these particulars do not constitute an offer or contract. Fuller Gilbert & Co has not undertaken any tests on any of the equipment, systems or fittings described in these particulars and no warranties can be given. Please also note that wiring, plumbing and drains have not been checked. Our client has advised us of the tenure of the property. The length of lease and service charge have been provided by a Third Party. Any intending purchaser must obtain confirmation of these facts from their solicitor.

Energy Efficiency Rating		Current	Potential
Very energy efficient - lower running costs			
(92 plus) A			
(81-91) B			
(69-80) C			
(55-68) D			
(39-54) E			
(21-38) F			
(1-20) G			
Not energy efficient - higher running costs			
England & Wales		76	84
		EU Directive 2002/91/EC	

Environmental Impact (CO <sub>2</sub> ) Rating		Current	Potential
Very environmentally friendly - lower CO <sub>2</sub> emissions			
(92 plus) A			
(81-91) B			
(69-80) C			
(55-68) D			
(39-54) E			
(21-38) F			
(1-20) G			
Not environmentally friendly - higher CO <sub>2</sub> emissions			
England & Wales			
		EU Directive 2002/91/EC	